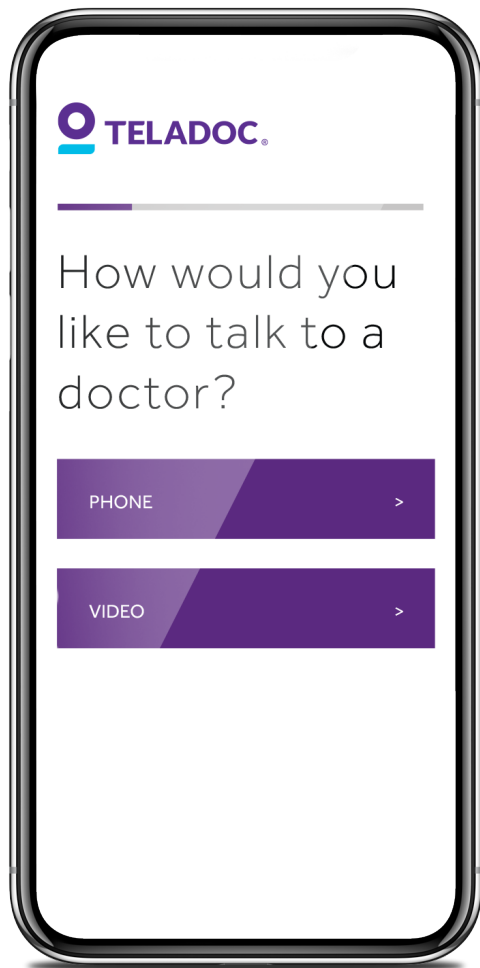


Set up your Teladoc Health account in 4 easy steps





**Download the app to talk to a doctor
anytime, anywhere* by phone or video.**

- 1 Download the app**
Search for "Teladoc Health" in the App Store or on Google Play.
- 2 Set up your account**
Once you've downloaded the app, select "Set up your account."
- 3 Enter basic contact information**
Provide some information about yourself to confirm your eligibility. We'll confirm we found your benefits and you'll continue creating your account.
- 4 Create your account**
Enter your address and phone number, create a username and password, pick security questions, and agree to terms and conditions.

*Teladoc Health is not available internationally.

Download the app to talk to a doctor for free

Visit [Teladoc.com](https://www.teladoc.com)

Call 1-800-TELADOC (800-835-2362) | Download the app  

Refer to your employee booklet at [umar.com](https://www.umar.com) for Teladoc benefits